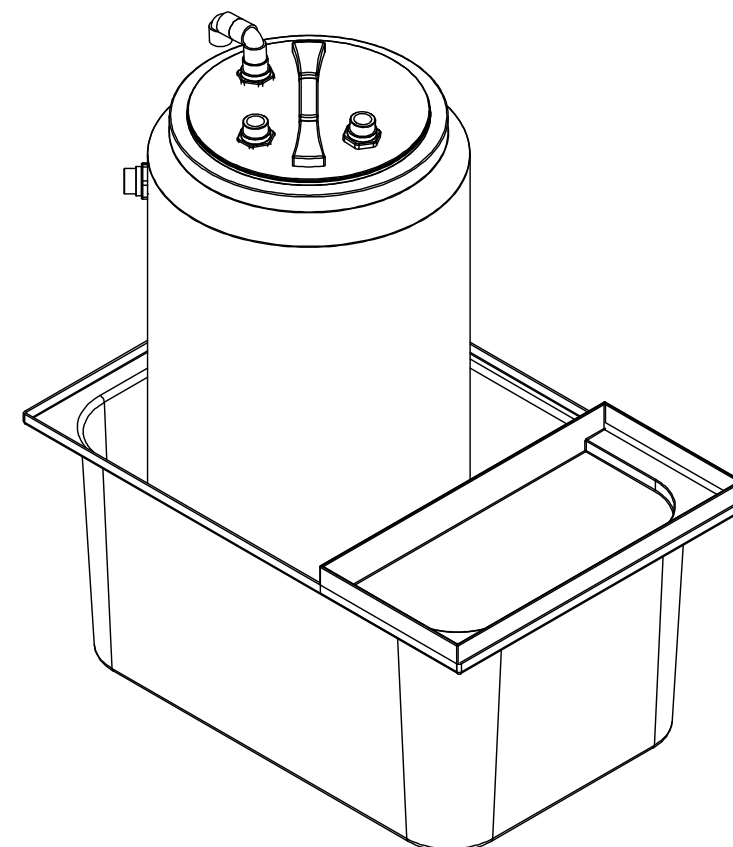


- NOTES:
1. ALL TANK DIMENSIONS ARE SUBJECT TO +/-3% TOLERANCE.
 2. ALL EXTERNAL PIPING AND ACCESSORIES MUST BE FULLY SUPPORTED TO AVOID STRESSING THE TANK.
 3. CONTACT YOUR CHEMICAL SUPPLIER TO ENSURE ALL MATERIALS ARE COMPATIBLE WITH THE PRODUCT YOU INTEND TO STORE.

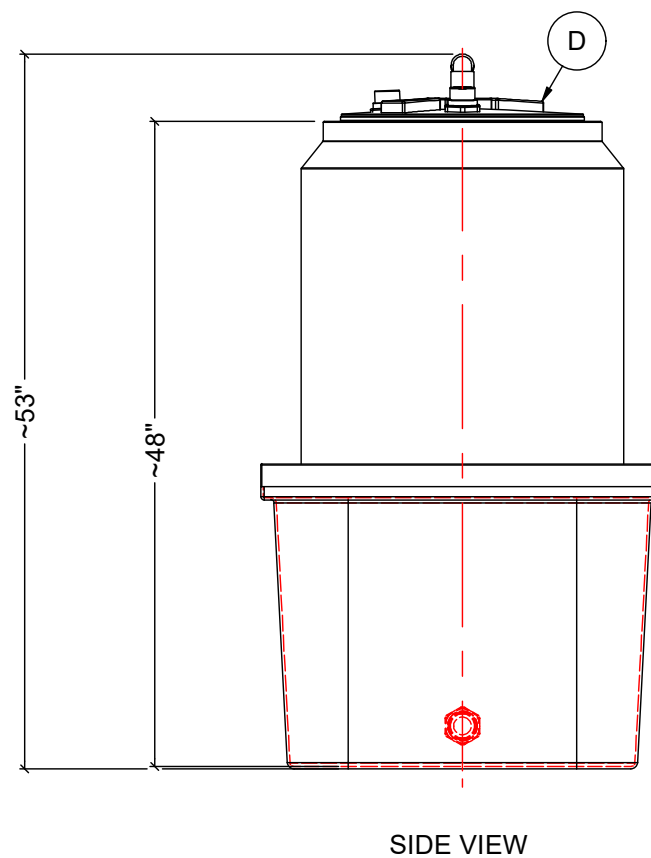
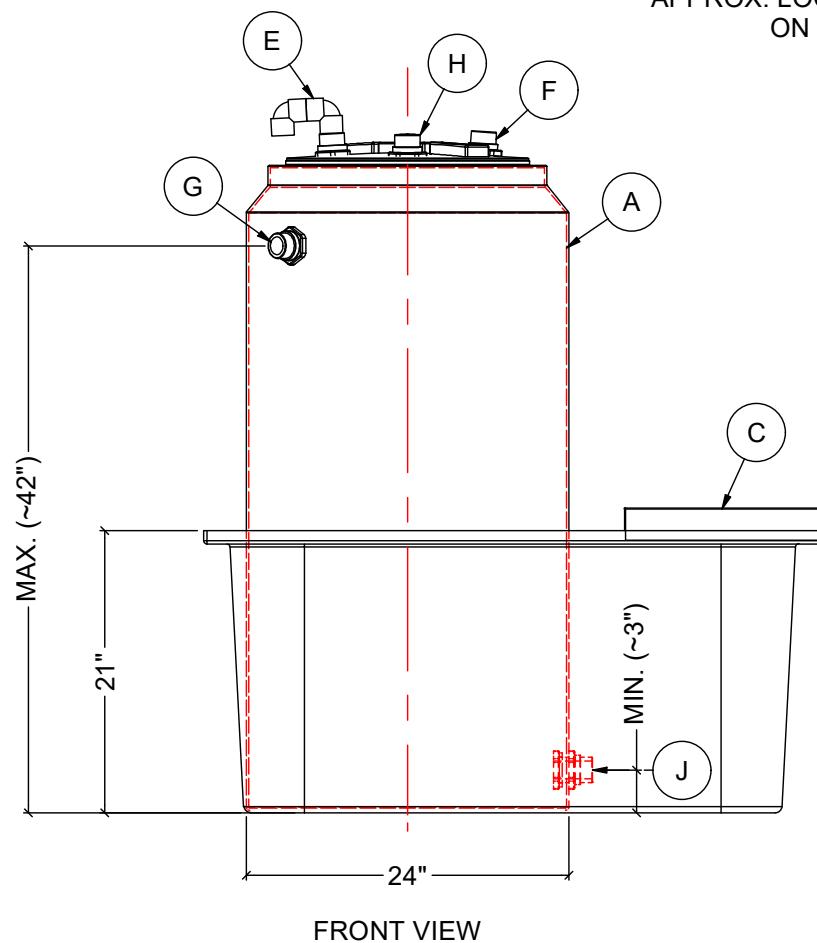
MATERIAL OPTIONS

TANK: HDPE , XLPE
 TANK WALL THICKNESS: 1.5SG, 1.9SG, 2.2SG
 FIITTINGS: PVC , SS-316
 GASKETS: EPDM , VITON

MATERIALS LIST		
ITEMS	DESCRIPTION	NOTES
A	CT-70 CLOSED TOP TANK	
B	IRD-90 SECONDARY CONTAINEMTN BASIN	
C	HDPE MOULDED PUMP SHELF	
D	15" THREADED LID	
E	1" FNPT TANK ADAPTER WITH U-VENT ASSEMBLY	
F	1" FNPT TANK ADAPTER	
G	1" FNPT TANK ADAPTER	
H	1" FNPT TANK ADAPTER	
J	1" FNPT TANK ADAPTER	



FITTINGS TO BE INSTALLED IN
 APPROX. LOCATION AS SHOWN
 ON TOP VIEW



REV	DATE	DESCRIPTION	BY	APPD	REVD
REVISIONS					
CUSTOMER					
TITLE			ACO JOB NO:		
70 I.G. FEED STATION ASSEMBLY			PURCHASE ORDER NO:		
			PURCHASER'S EQUIP. NO:		
THIS DRAWING IS THE PROPERTY OF ACO CONTAINER SYSTEMS LTD. AND SHALL NOT BE COPIED OR TRANSFERRED WITHOUT THE WRITTEN CONSENT OF ACO CONTAINER SYSTEMS LTD.					
ENGINEERS SEAL		ACO CONTAINER SYSTEMS LTD.			
<small>PICKERING - ONTARIO - CANADA</small>					
ACO CONTAINER SYSTEMS LTD. 794 MCKAY RD. PICKERING, ONTARIO, CANADA L1W 2Y4 TEL. 905-683-8222 FAX 905-683-2969			DESIGNED	WM	
			DRAWN		
			CHECKED		
			APPROVED		
			SCALE	N.T.S.	
DWG No		FS-70-2024		REV 0	
DATE NOV-07-2024					